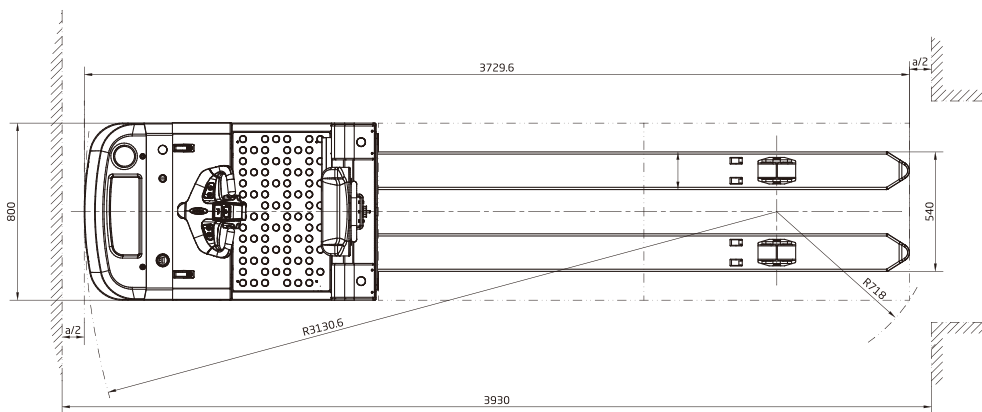
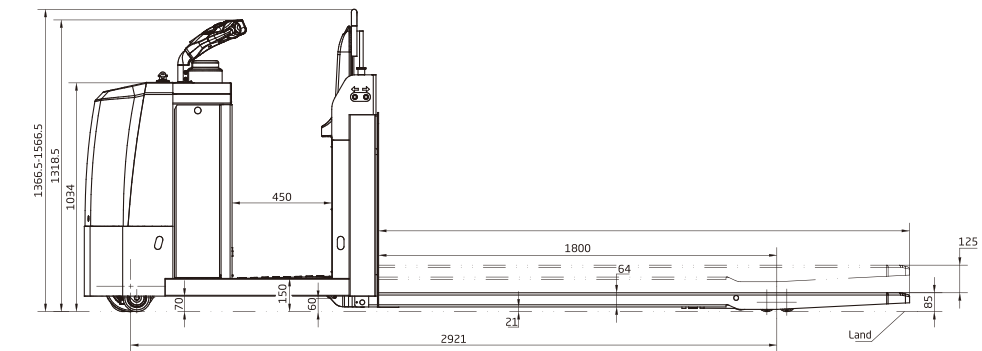


A Series Low-level Order Picker

Distinguishing mark	1.1	Manufacturer	HANGCHA GROUP CO.,LTD.
	1.2	Manufacturer's type designation	CJD25-AC1-L
	1.4	Operator type: hand, pedestrian, standing, seated, order-picker	Order-picker
	1.5	Rated capacity/rated load	Q (kg) 2500
	1.6	Load centre distance	c (mm) 1200
1.9	Wheelbase	y (mm) 2921	
Weight	2.1	Service Weight	kg 1130
Tyres, chassis	3.1	Tyres: solid rubber, superelastic, pneumatic, polyurethane	PU
	3.2	Tyre size, front	Φ230x75
	3.3	Tyre size, rear	Φ85x70
	3.4	Additional wheel (dimensions)	Φ125x50
	3.5	Wheels, number front / rear (x = driven wheels)	1x+2/4
	3.6	Tread, front	b ₁₀ (mm) 546
	3.7	Tread, rear	b ₁₁ (mm) 370
Dimensions	4.4	Lift	h ₃ (mm) 125
	4.15	Fork height,lowered	h ₃ (mm) 85
	4.19	Overall length	l ₁ (mm) 3730
	4.21	Overall width	b ₁ (mm) 800
	4.22	Fork dimensions	s/e/l (mm) 64/170/2400
	4.25	Distance between fork-arms	b ₅ (mm) 540
	4.32	Ground clearance,center of wheelbase	m ₂ (mm) 21
	4.34.2	Aisle width for pallets 800 x 1200 lengthways	A _{st} (mm) 3930
	4.35	Turning radius	W _a (mm) 3130
	Performance Data	5.1	Travel speed,laden/unladen
5.2		Lift speed,laden/unladen	m/s 0.032/0.069
5.3		Lowering speed,laden/unladen	m/s 0.042/0.033
5.8		Max.Gradeability,laden/unladen	% 6/16
Electric Engine		6.1	Drive motor rating S2 60 min
	6.2	Lift motor rating at S3 15%	kW 2.2
	6.4	Battery voltage,rated capacity	V/Ah 24/360
		Battery voltage,rated capacity,Optional	V/Ah ~24/420
	8.1	Type of drive control	AC
	9.1	Manufacturer	CURTIS



HANGCHA

ZHEJIANG HANGCHA IMP. & EXP. CO., LTD.

Factory site: No. 88, Donghuan Rd., Lin'an Economic Development Zone, Zhejiang, China (311305)

Tel: +86-571-88926735 88926755
Fax: +86-571-88132890 88926789

sales@hcforklift.com
www.hcforklift.com



HANGCHA GROUP CO., LTD. reserves the right to make any changes without notice concerning colors,equipment,or specifications detailed in this brochure, or to discontinue individual models. The colors of trucks, delivered may differ slightly from those in brochures.



Printed in China 2016/06/EN



A Series Low-level Order Picker

with capacities of 2,500kg

The World of Hangcha



A Series Low-level Order Picker

A series low-level order picker is mainly applied in long-distance transportation among the production lines. Low operator platform for frequent and effortless entry and exit. Thanks to the standing design, it can greatly improve the efficiency of operations. Furthermore, for indoor application, the electric drive system is environmental friendly within the workshop. Therefore, this product is a good partner of automobile manufacturing, logistics companies, warehouses and other places, fields which has broad application prospects.

Environment/ Efficiency/ Economy

Appearance

- / A series low level order picker applied professional industrial design, stream lines, and compact, and fully ergonomic consideration, in line with the latest design trends.
- / Applied steel stamping and injection molding processes for front and back guard, which is robust, durable, and also environmental compliance.



High Performance

- / Electric Power Steering(EPS) is standard specification, which provides flexible operation.
- / Double tray placed side by side design, more suitable for a large picking and transshipment.
- / The inching switches installed at the LH/RH side, greatly improve the ease of operation.
- / Powered by AC traction motor not only has good acceleration and climbing performance, but also low heat, brushless, maintenance-free.
- / Latest AC CURTIS control system, precise and smooth.
- / CAN-BUS connection enables all truck data can be read out for inspection, and also improves the data transition more quick and reliable.
- / All key parts such as hydraulic unit/ switches/ connector/ battery indicator and hour meter all adopt the famous brand.

Comfort

- / The pedal applies shock absorption design, greatly improve the operator's comfort, reduce the fatigue.
- / New designed tiller is simple and beautiful, all the function can be operated by one hand.
- / Optimized designing structure to offer a good visibility and easy entrance of the pallet.
- / Small body with large arc design, more suitable for the truck in the centralized shelves. Chassis adopt wedge design, greatly increasing the passing ability.

Safety

- / Electronic speed control with automatic deceleration when steering angle increase.
- / Three braking system of regenerative braking, reverse current braking, parking brake, insures the safe operation.
- / Regenerative braking for battery recovery during travel speed reduction, anti-slope on gradient.

Reliability

- / 5-pivot and low center of gravity design ensure the safe and reliability.
- / Imported waterproof connectors, all wires and cables are protected, greatly improve the reliability of the electric system.
- / Safety switch of pedal using non-contact proximity switch, improves safety and reliability.
- / The lift button with non-contact proximity switch for safe and reliable operation.
- / Top quality hydraulic power unit applied to provide low noise, low vibration, smooth lifting and landing reliable operation.
- / Punch-formed forks provide more strength performance.
- / The charging plug is fixed on the chassis for avoid damage from battery installment.

Maintenance

- / AC motor without carbon brushes, maintenance-free, cost saving.
- / Integrated battery indicator, hour meter and self-diagnostic instrument.



Standard specification


- / AC traction motor
- / CURTIS AC controller
- / Imported hydraulic unit
- / Safety pedal & Rubber backrest
- / Side battery change
- / 3 emergency switches
- / 2 inch switches
- / Multi-function indicator
- / Tandem load wheels
- / Fork length --2400 mm
- / Outside fork width --540 mm
- / Electronic lifting limitation
- / Multi-function tiller with CAN-Bus system
- / Horn
- / EPS (Electric Power Steering)

Options

- / Imported battery
- / Fork length --1150/1220/2150mm
- / Outside fork width --600/680mm
- / Charger
- / Load backrest
- / Guide roller



Side battery changes is standard feature



There are three emergency switches, you can quickly cut off the power with any switch to prevent the hurt



Backrest height can be adjusted within a certain range, and the backrest with hip support can greatly improve the comfort of the operator



Fully opened hood, easy accessibility of all components, is easy for service